

CAN TREE WONDERLAND

2025 FAQs & Important Information

Your Local Food Bank
**FEEDING
AMERICA**
RIVERSIDE | SAN BERNARDINO



FAQs

HOW MANY CANS WILL I NEED FOR THE "COLLECT & BUILD" CATEGORY?

A minimum of 600 Standard #300 cans that can be stacked*. But we recommend bringing 600-800 per tree.

***Please DO NOT tape or glue anything to the can label and/or damage the lid. It can compromise the cans and cannot be donated to the food bank.**

WHAT IS A STANDARD #300 CAN?

See the chart below.

#300 Can

A #300 can holds about 15 ounces and is one of the most common sized cans you'd find in your pantry. These cans measure 3" wide x 4 7/16" tall. Canned beans, and other vegetables and some fruit can be found packed in this size can. This can is a little less than 4" high and close to 3" wide. On average you're going to get about 3 1/2 servings out of a #300 can.

You may find older recipes that call for #303 cans. They were slightly larger but only by a few ounces. In most cases you'd be safe using the more common #300 can. These cans are still used today for some products.

Food	Can Size	Ounces / Pounds	Grams / KG	Servings
Kidney beans	#300	15 ounces	425 g	3 1/2, 1/2 cup servings
Tomato sauce	#300	15 ounces	425 g	7, 1/4 cup servings
Green beans	#300	14 1/2 ounces	411 g	3 1/2, 1/2 cup servings
Peaches	#300	15 ounces	425 g	3 1/2, 1/2 cup servings
Diced tomatoes	#300	14 1/2 ounces	411 g	3, 1/2 cup servings
Chicken Broth	#300	14 1/2 ounces	411 g	2, 1 cup servings

WHEN DO ALL CANS NEED TO BE COLLECTED FOR THE "COLLECT & BUILD" CATEGORY?

By Friday, December 12th. Please contact our FARSB Volunteer Team at 951-396-0009 if you want to arrange an earlier drop-off.

FAQs

WHAT DATE AND TIME IS THE COMMUNITY BUILD DAY?

The community build will be held on Saturday, December 13th from 9am-11:00am. With pre-selected assigned build start time. **ALL TREES MUST BE COMPLETED BY 11:00AM.**

HOW MANY PEOPLE DO I NEED ON COMMUNITY BUILD DAY?

At least 2-3 people if just decorating or 3-5 people if building and decorating. To ensure all teams have enough building room, please only bring those who are building and decorating. All others are encouraged to come for the community event portion at Noon.

WHEN CAN THE PUBLIC VIEW THE DISPLAY?

We will have a FREE community portion of the event from Noon-2:00pm. This is your chance to collect your votes!

You can invite friends and family with the [RSVP link HERE](#).

HOW DO I DECORATE MY TREE?

You may decorate your tree how you'd like. Come up with any theme you'd like. Get as creative as possible. The community will be voting on their favorite!

There are also a few big "NO's" when it comes to decorations:

- Please **DO NOT** use any of the following: toilet paper, fake snow spray, silly string, electric lights (no electricity of any kind will be available, battery-operated OK), or glass ornaments.
- Please **DO NOT** tape or glue anything to the can label.
- Please **DO NOT** remove the can labels or alter the cans in any way. If you need to use tape, please ensure the decoration is taped to itself and **NOT** on the can. Any damage to the label could compromise it for re-distribution to the community.

If you need your decorations back, it is YOUR responsibility to collect them the week of December 15th. Otherwise, they will be donated back to FARSB or discarded.

CAN I CREATE A CAN WRAP MYSELF?

Yes! You are more than welcome to create your own can wrap. Please take the taping restrictions above into account when doing so. **You will need 268 labels to wrap the outer layers of the tree.**

Here is the [Can Wrap Template](#).

HOW DOES THE TREE VOTING WORK?

This year, there will be a First, Second, and Third place winner for Best Overall Tree as decided by the community. Each attendee will be able to vote via QR code at the event. **One vote per device, per person.*

Votes will be tallied in real time, with the winners announced at the end of the event.

Devices will be made available for those who don't have a smartphone available, and paper ballots will be offered for those who aren't comfortable using an electronic device.


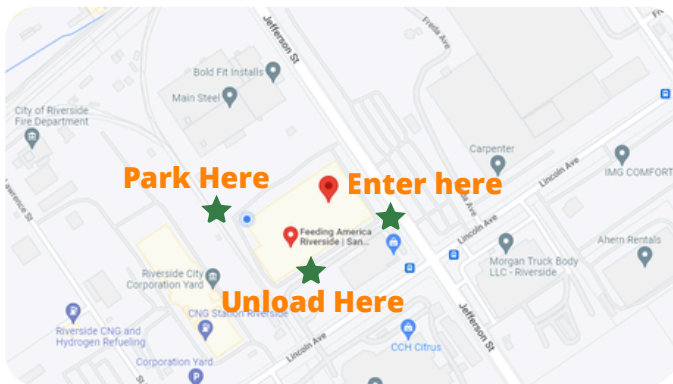
IMPORTANT INFO

CHECK-IN & UNLOADING

Please try to carpool, as parking is limited. See the map below for where to enter our parking lot from Jefferson Street.

Find the check-in table at the beginning of your assigned build start time. A volunteer will check you in and provide your team packet. This will include the tree-building instructions, tree signage tag, and more.

If you are a "Collect & Build" tree, your cans should be at your assigned spot if you dropped them off by Friday, December 12th.

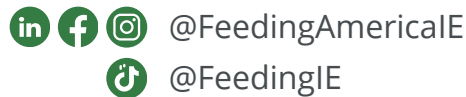


HAVE MORE QUESTIONS?

Contact Rachel at 951-359-4757 ext. 117 OR email rbonilla@feedingamericaie.org



Post your Can Tree and Tag Us!



@FeedingAmericaIE

@FeedingIE